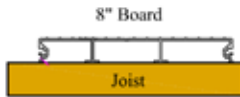
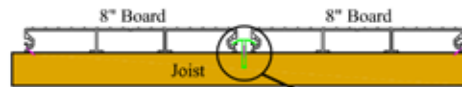


Step 1:
Secure board with fastener

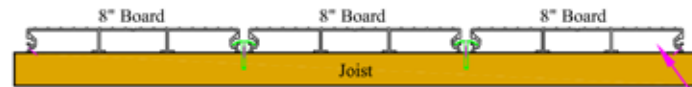


Step 2:
Secure boards with hidden fastener

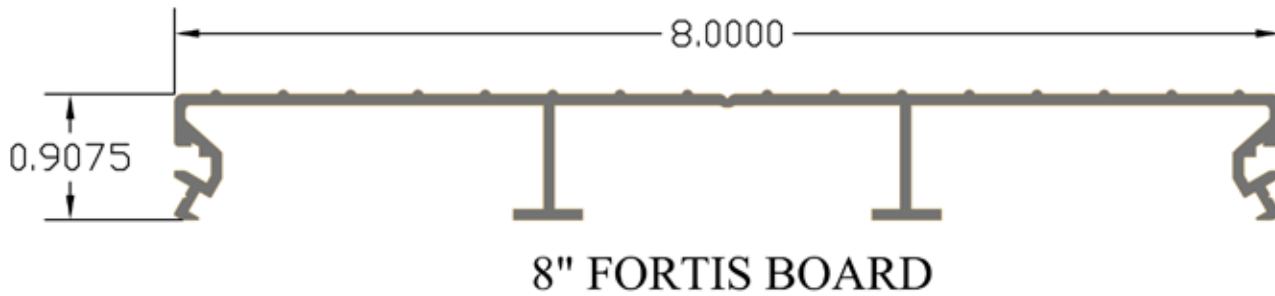


Hidden Fastener System
Attach Bracket over Joist and
secure bracket to grooves

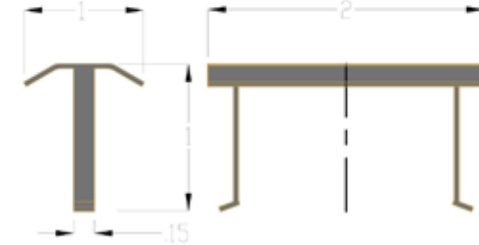
Step 3:
Cover Edges with Trim



Trim Conceals
End View



8" FORTIS BOARD



FORTIS CLIP

REFERENCE CHART FOR MULTI SPAN

JOIST SPACING	Total Load TL lbs/ft ²		
	1/180	1/240	1/360
1.0	22,222.22	16,666.67	11,111.11
1.5	6,584.36	4,938.27	3,292.18
2.0	2,777.78	2,083.33	1,388.89
2.5	1,422.22	1,066.67	711.11
3.0	823.05	617.28	411.52
3.5	518.30	388.73	259.15
4.0	347.22	260.42	173.61
4.5	243.87	182.90	121.93
5.0	177.78	133.33	88.89
5.5	133.57	100.18	66.78
6.0	102.88	77.16	51.44
6.5	80.92	60.69	40.46

General Data and Assumptions

E 10,000,000 lbs/in² - Modulus of Elasticity 6063 Aluminum
rho(density) 0.097543662 lbs/in³ - standard aluminum density
I(Mom of Inerti) 0.1 in⁴ - 8"deck board

v or v(max) in - calculated deflection or mac deflection
l in - joist length

Total Load in lbs/ft² will be converted to lbs/ft for Beam Loading formulas
Since deck is 8" wide, loading of lbs/ft² will be multiplied by .6667

Example: 50lbs/ft² = 33.33 lbs/ft

TL = Total Load lbs/ft²

q= uniform load lbs/in = TL Load lbs/ft² * 8 / 12

Beam Formulas taken from Mechanics of Materials - Build - 2nd edition page 647

8" FORTIS BOARD AND CLIP FASTENER

Description

Job Name

Scale:

Custom

Page:

1

XXXX